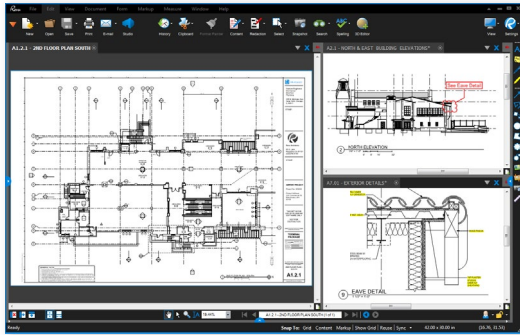


# Welcome to Revu

Get ready to create, edit and annotate PDFs like never before. Artfully designed to enhance paperless workflows, Revu® provides the necessary tools for accessing, managing and collaborating on documents with ease. Simply put, Revu will change your life as you know it.

---



## It's All In The Design

The Revu interface is intuitive and easy on the eyes. Click on the menu bar at the top to display groups of menu buttons, and pin commonly used tools to create custom toolbars. At the left, right and bottom are panels that can be opened and closed to expose tabs such as Bookmarks, Thumbnails, Tool Chest™, Properties, Search, Studio, Markups List, Measurements and more. Use MultiView™ technology to split your screen up to 16 times and sync tabs to pan and zoom in unison. Or, drag a file or feature tab to another monitor to enhance your viewing space.

---




## Training

Maximize your knowledge of Revu. Visit the Bluebeam Training page for free video resources or to learn more about instructor-led training sessions. You can also enroll in Bluebeam University, our self-guided online training program. It's all just a click away.



## Tool Sets

Create custom tool sets and store them in the Tool Chest for easy reuse across various job functions and projects. Tool sets can be saved locally, shared across a network, or emailed to other project members or clients.



## Stamps

Revu includes over 16 predefined stamps that can easily be applied to individual PDF files or to multiple PDFs at the same time. Don't see the stamp you need? Import additional stamps from our Stamps Extensions page, or create custom stamps for review processes that include your company logo, date, time, status and signature fields. Save stamps in the Tool Chest for easy reuse. The date and time will dynamically update every time the stamp is placed.



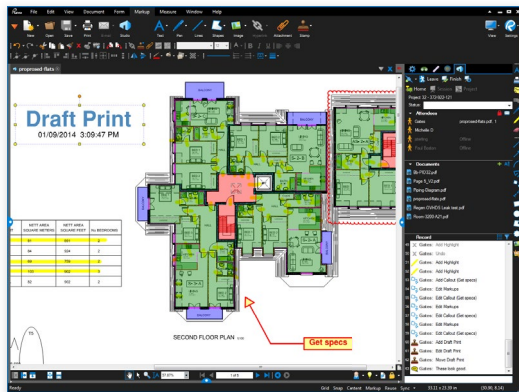
## Profiles

Regardless of your professional or workflow needs, we want to make your life easier. Profiles alter Revu's user interface for different work processes. Nine Profiles are provided to help you get started, including Construction, Oil & Gas, Punch, Takeoff and Design Review, as well as Simple for maximum PDF viewing. Change your mind? No worries. You can easily switch between Profiles, or create a custom Profile of your own, by clicking the icon at the bottom of the interface.



## Markups List

The Markups List tracks an annotation's author, date, time, status and more — you can sort and filter by this data, too. Import and export markups with ease as you append another reviewer's comments to yours for a composite overview. Drag and drop Markups List columns to reorder them, or add your own by using Custom Columns. When all is said and done, create a PDF summary of all Markups List data, or export to Excel as an XML or CSV file.



## Collaborate Anytime, Anywhere

Included in Revu, Bluebeam Studio™ allows you to securely manage projects digitally from start to finish anywhere, at any time, from a desktop, Windows tablet or iPad – regardless of your Internet connection. Store and share an unlimited number of PDFs and any other file type in the cloud or on your local server. Or collaborate in real time with project partners around the world on the same 2D and 3D PDFs. What are you waiting for?